



Data Sheet

RISH Eine+ DC DPM

96X96/48X96



Measure



Control



Record



Analyze



RISH Eine+ has been designed for industrial applications, which frequently require precise and on-site adjustment of the display range. It measures electrical DC parameters like DC voltage and DC current.

Applications

- Distribution and Control Panels
- Electrical load monitoring
- In Laboratories
- In Industrial automation

Product Features

Low Back Depth (For 96x96 model)

The instrument has very low back depth (behind the panel) of less than 40 mm.

Rescalable Display range

The meter is completely programmable and user can easily scale the values as per his requirements on-field. Setting for '-ve' sign and decimal point position is also provided.

Function keys

Using 2 function keys it becomes easy and convenient for user to program the meter without any difficulty.

Bent Characteristics

The meter supports bent characteristics. Hence user can configure the meter as per requirement.

Power Factor Display

The meter can be configured to display power factor also.

Ambient Temperature Indication

The meter gives an accurate indication of the ambient temperature in °C and °F.

Auxillary Supply

The Auxillary supply 40-300V AC-DC and 20-60V DC / 20-40V AC are supported.

4 Full digits Ultra Bright LED display

14mm full range display possible of 4 digits having maximum count - 9999.

Wide Input Range

Wide range of voltages and currents to choose from.

Enclosure Protection for dust and water

Conforms to IP 50 (front face) as per IEC 60529.

Compliance to International Safety standards

Compliance to International Safety standard IEC 61010-1- 2010.

EMC Compatibility

Compliance to International standard IEC 61326 Class B



Measure



Control

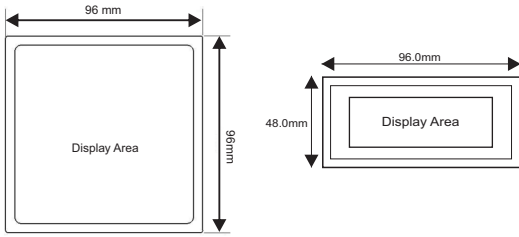


Record

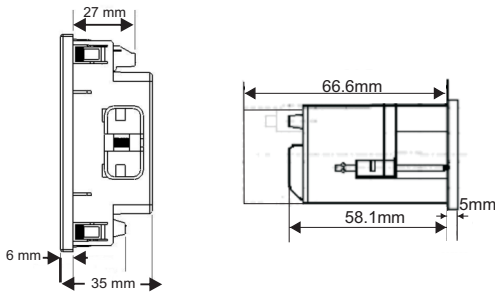


Analyze

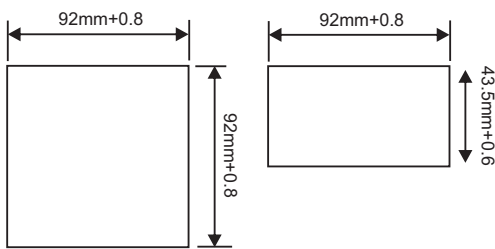
Dimensional Details



Front View



Side View



Panel Cutout

Technical Specifications

Measuring Ranges

Model

Input mV ranges
Input Voltage range

Max continuous input voltage

Model

Input Current ranges

Max continuous input current

Accuracy

RISH Eine+ Voltage
(Input current < 300uA) for V/mV
RISH Eine+ Current
(Voltage drop < 600mV) for A/mA
Ambient Temperature

Influence of Variations

Temperature coefficient
Zero point drift

Display

Type
Display Count Setting
Digit Height
Decimal point position
Negative Display indication
Overload Indication

RISH Eine+ Voltage

-75...0...75mV, -150...0...150mV
-5...0...5V, -10...0...10V, 0...48V,
0...150V, 0...500V, 0...1000V
120% of Nominal value

RISH Eine+ Current

-10...0...10mA, -20...0...20mA,
4...20mA, -1...0...1A, -5...0...5A
120% of Nominal value

<0.5% of Display End value ±1 digit

<0.5% of Display End value ±1 digit

±3 °C

0.05% / °C, plus

0.025% / °C

1 line 4-digit LED display

-9999...-10 or +10...+9999 counts

14mm

Configurable

'.'

" - oL - "

(above 125% of nominal value)

Factor C (The highest value applies if calculated C is less than 1, then C=1 applies)

Linear characteristics:

$$C = \frac{1 - \frac{Y_0}{Y_2}}{1 - \frac{X_0}{X_2}} \text{ or } C=1$$

Bent characteristics:

For $X_0 \leq X \leq X_1$

$$C = \frac{Y_1 - Y_0}{X_1 - X_0} \cdot \frac{X_2}{Y_2} \text{ or } C=1$$

For $X_1 \leq X \leq X_2$

$$C = \frac{1 - \frac{Y_1}{Y_2}}{1 - \frac{X_1}{X_2}} \text{ or } C=1$$

X_0 = Start value of input, Y_0 = Start value of display, X_1 = Elbow value of input, Y_1 = Elbow value of display

X_2 = End value of input, Y_2 = End value of display



Measure



Control

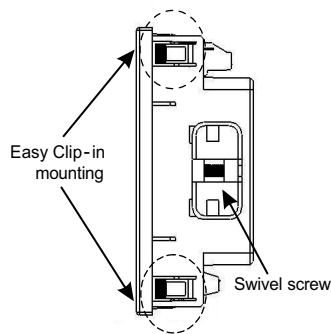


Record

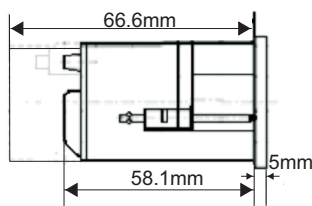


Analyze

Installation

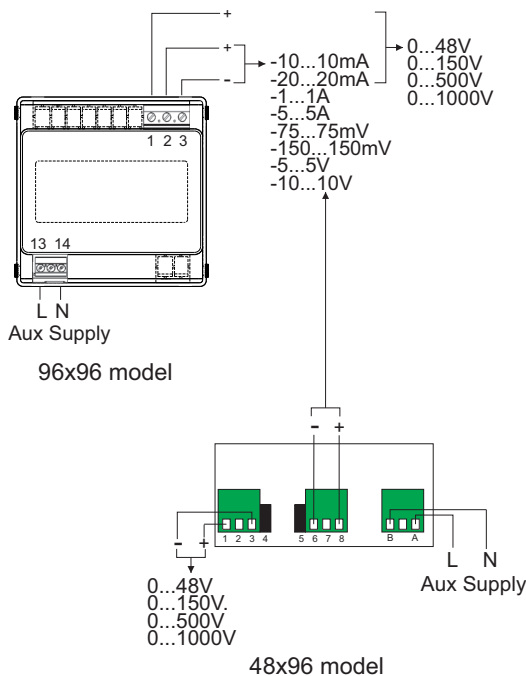


96x96 model



48x96 model

Electrical Connections



Technical Specifications

Auxiliary Supply

External Aux	40 - 300V AC-DC
	20 - 60V DC/20-40V AC
	80 - 300V AC (For 96x96 model only)
Frequency range	45 - 65Hz
VA burden	< 4.5VA approx. at 240VLN, 50Hz
	< 1VA approx. at 24VLN, 50Hz

Reference Conditions for Accuracy

Reference Temperature	23°C ± 2°C
Auxiliary Supply Voltage	Rated Value ±1%
Auxiliary Supply Frequency	Rated Value ±1%

Applicable Standards

EMC	IEC 61326-1:2005
Immunity	IEC 61000-4-1 up to 4. Level 3 industrial Low level
Safety	IEC 61010-1:2010, Permanently connected use
IP for water & dust	IEC60529
Pollution degree	2
Installation category	III
High Voltage Test	2.2 kV AC, 50Hz for 1 minute between all Electrical circuits.

Environmental

Operating temperature	-10 to +55°C
Storage temperature	-20 to +70°C
Relative humidity	0... 90% non condensing
Warm up time	Minimum 3 minute
Shock	15g in 3 planes
Vibration	10... 55 Hz, 0.15mm amplitude

Dimensions and Weight

Bezel size	96 mm x 96 mm DIN43718(For 96x96 model) 48 mm x 96 mm DIN4371 (48x96 model)
Panel cutout	92 +0.8mm x 92 + 0.8mm(For 96x96 model) 43.5+0.6mm x 92+0.8mm(For 48x96 model)
Overall depth	<40mm(For 96x96 model) <75mm(For 48x96 model)
Weight	310 gm. approx.(For 96x96 model) 250 gm. approx.(For 48x96 model)

Approbations

CE, RoHS



Measure



Control



Record



Analyze

Ordering codes

Ordering Information	EI99-	X	1	X	XX	X	X	X	X	000000
Size	96X96	G								
	48X96	E								
Type	DC Voltmeter									C
	DC Ammeter									D
Input	75 mV									11
	150 mV									12
	5 V									21
	10 V									22
	500 V									23
	1000 V									24
	48V									49
	150V									50
	10 mA									31
	20 mA									32
	4-20 mA									33
	1A									41
	5A									42
Power Supply	40-300V AC/DC									M
	20-40VAC/20-60V DC									D
Accuracy Class	Class 0.5									5
IP Protection	Standard IP50									0
	Optional IP54 (On request-chargeable)									1
Test	Not Required									0
Certificate	Required (On request-chargeable)									1



Measure



Control



Record



Analyze



RISHABH



Measure



Control



Record



Analyze

RISHABH INSTRUMENTS LIMITED

Domestic (India): +91 253 2202028/99 | marketing@rishabh.co.in

International: +91 253 2202004/06/08/99 | global@rishabh.co.in

www.rishabh.co.in